

Signify Classified - Internal  
Cooper Lighting Solutions Photometric Lab  
1121 Highway 74 South  
Peachtree City, GA 30269



Scaled data based on original data using  
LM-79-08 Approved Method: Electrical and Photometric Measurements of Solid-  
State Lighting Products

Test Report Prepared for  
Cooper Lighting Solutions  
(formerly Eaton)

Brand: STREETWORKS

Report Number: P867831

Luminaire Tested: **MEM2-HTN-SA-100-730-U-5WQ**

Issue Date: 08/21/2024



**Test Information**

Test Method: LM-79-08  
Report Number: P867831  
Test Lab: INNOVATION CENTER(G3)  
Issue Date: 08/21/2024  
Manufacturer: COOPER LIGHTING SOLUTIONS (FORMERLY EATON)  
Product Line: STREETWORKS  
Catalog Number: MEM2-HTN-SA-100-730-U-5WQ  
Description: EPIC MODERN TALL HOUSING DISCRETE LED ARRAYS 100W 70CRI 3000K  
FITXURE w/ TYPE V SQUARE WIDE DISTRIBUTION OPTIC  
Light Source: (20) 3000K CCT, 70 CRI LEDS  
Ballast/Driver: ELECTRONIC DRIVER

**Summary**

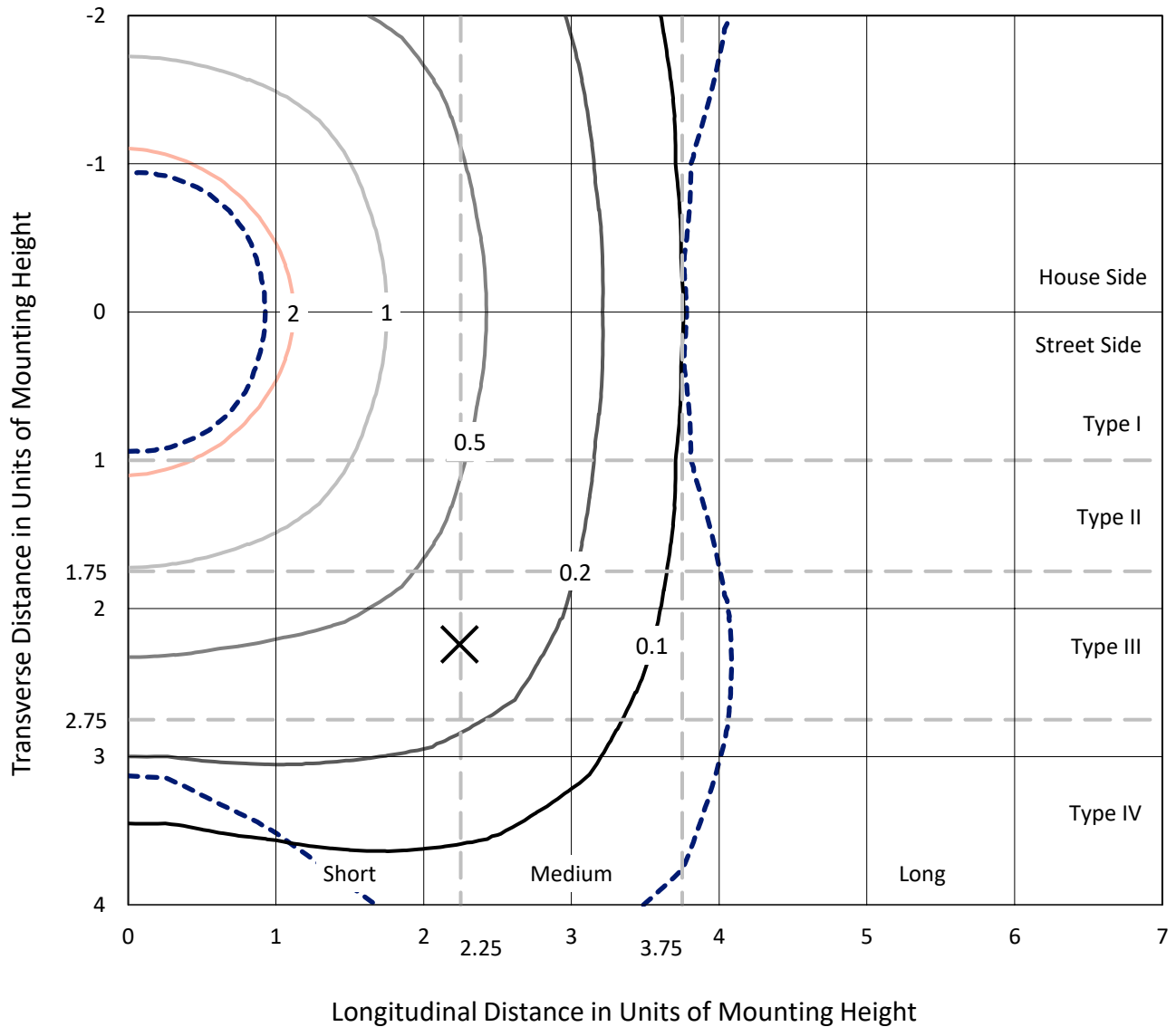
Lumens per Lamp: N/A  
Luminaire Lumens: 13399.5 lumens  
Efficiency: N/A  
Efficacy: 132.7 lumens/watt  
Luminous Opening: Rectangular (W 0.67' x L: 0.33' x H: 0')  
IES Classification: Type V - Short  
BUG Rating: B4 - U0 - G2

Input Watts (W): 101  
Input Voltage (V): 120  
Input Current (A<sub>in</sub>): NR  
Voltage Rise (V): NR  
Power Factor: 0.99  
Total Harmonic Distortion (THDi): 9.45%  
Frequency (hertz): 60  
Stabilization Time: NR  
Operation Time: NR  
Ambient Temperature (°C): NR  
Test Distance: 24 FT

REPORT NUMBER: P867831  
 CATALOG NUMBER: MEM2-HTN-SA-100-730-U-5WQ

### Iso-Footcandle Lines of Horizontal Illumination

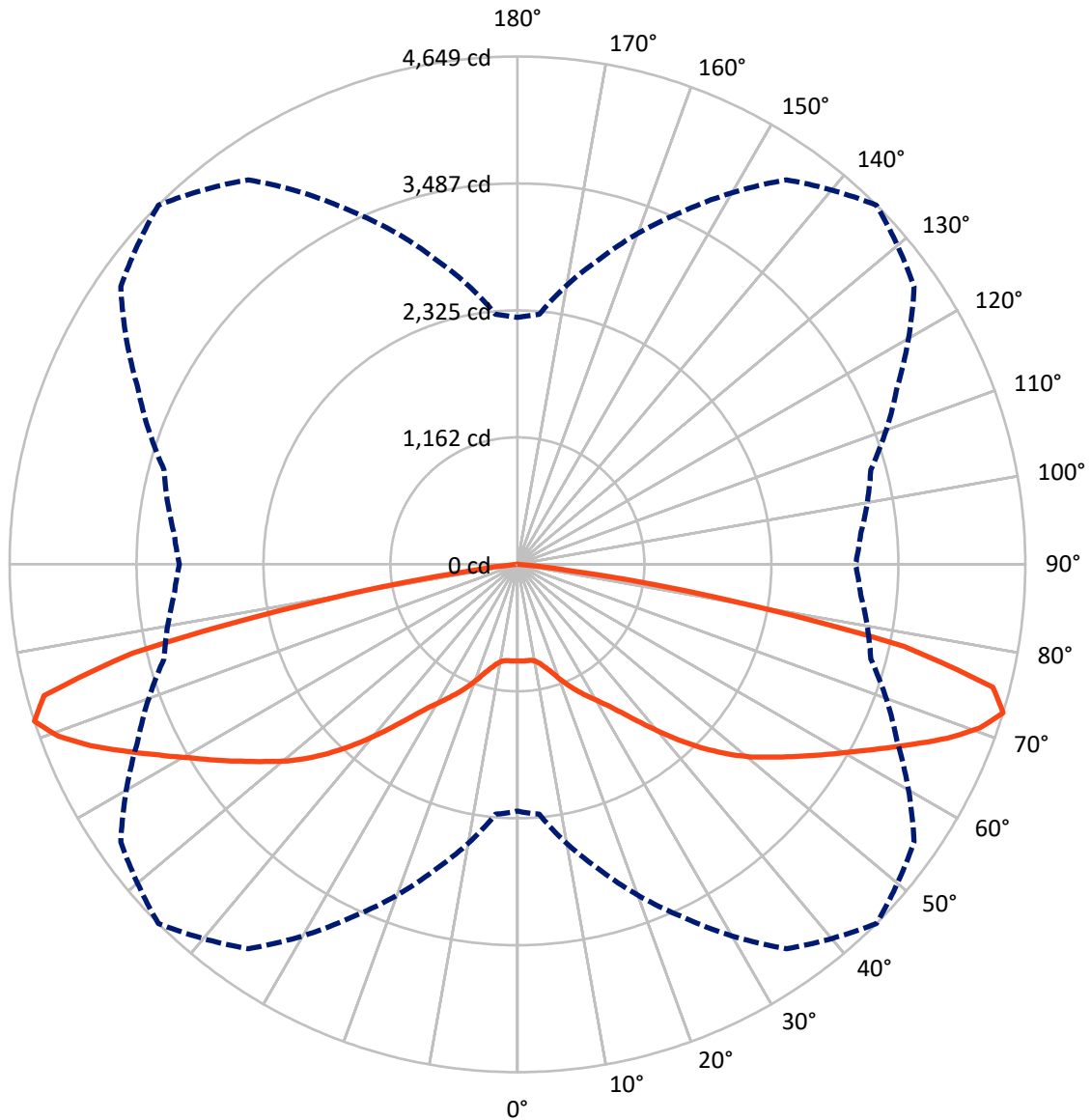
× Max cd  
 - - - 1/2 Max cd



Based on 20 foot mounting height. Maximum calculated value = 2.4 fc  
 Type V - Short - N/A

REPORT NUMBER: P867831  
CATALOG NUMBER: MEM2-HTN-SA-100-730-U-5WQ

### Luminous Intensity Polar Plot



— Vertical Plane Through 45-Deg Lateral      - - - Horizontal Cone Through 72.5-Deg Vertical

REPORT NUMBER: P867831  
 CATALOG NUMBER: MEM2-HTN-SA-100-730-U-5WQ

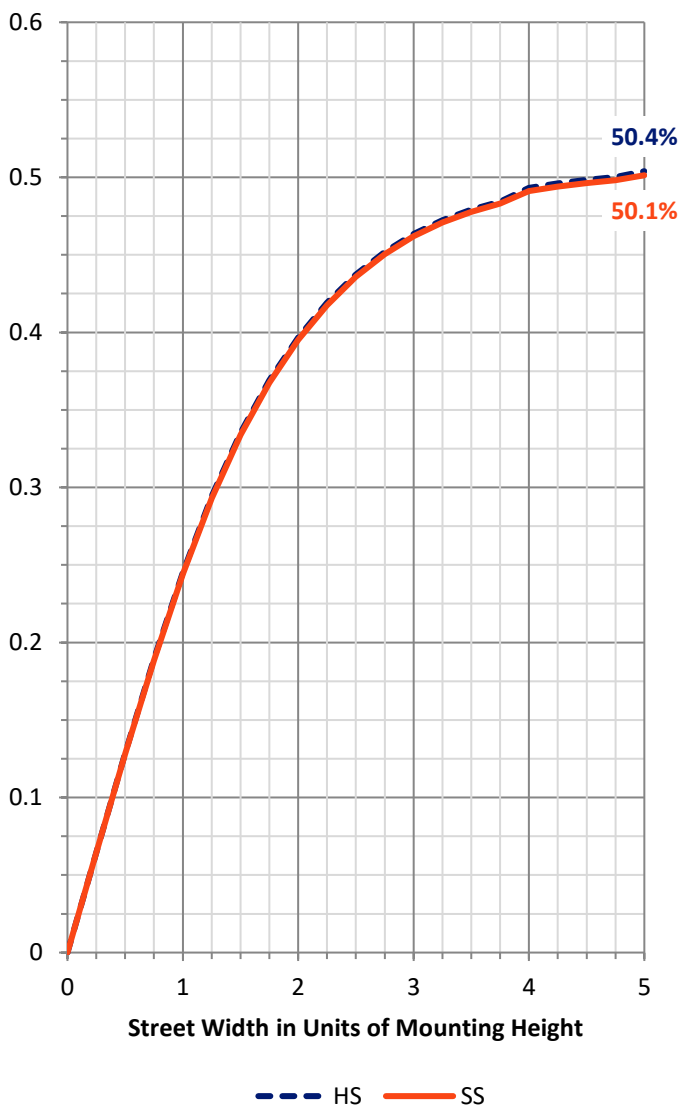
**FLUX DISTRIBUTION:**

		Downward	Upward	Total
<b>House Side</b>	Lumens	6699.8	0.0	6699.8
	% Fixture	50.0	0.0	50.0
<b>Street Side</b>	Lumens	6699.8	0.0	6699.8
	% Fixture	50.0	0.0	50.0
<b>Total</b>	Lumens	13399.5	0.0	13399.5
	% Fixture	100.0	0.0	100.0

**ZONAL LUMENS:**

Zone	Lumens	% Fixture
0°-10°	84.8	0.6
10°-20°	283.0	2.1
20°-30°	583.8	4.4
30°-40°	1074.8	8.0
40°-50°	1889.8	14.1
50°-60°	2740.8	20.5
60°-70°	3573.0	26.7
70°-80°	2970.0	22.2
80°-90°	199.4	1.5
90°-100°	0.0	0.0
100°-110°	0.0	0.0
110°-120°	0.0	0.0
120°-130°	0.0	0.0
130°-140°	0.0	0.0
140°-150°	0.0	0.0
150°-160°	0.0	0.0
160°-170°	0.0	0.0
170°-180°	0.0	0.0
0°-90°	13399.5	100.0
0°-180°	13399.5	100.0

**Coefficient of Utilization**



REPORT NUMBER: P867831

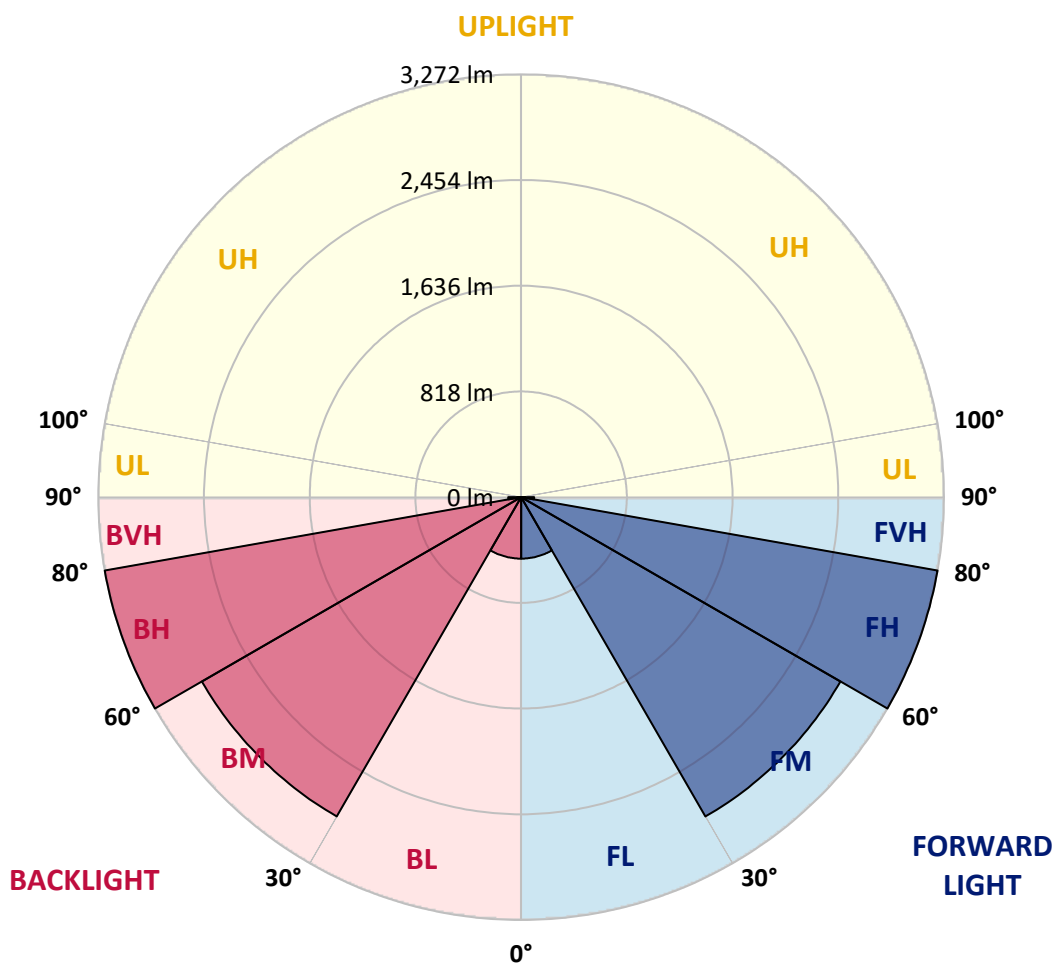
CATALOG NUMBER: MEM2-HTN-SA-100-730-U-5WQ

**LUMINAIRE CLASSIFICATION SYSTEM LUMEN TABLE AND BUG RATING:**

Zone		Lumens	% Fixture	Zone Rating/Lumen Limit		
				B	U	G
FL	(0°-30°)	475.8	3.6			
FM	(30°-60°)	2852.7	21.3			
FH	(60°-80°)	3271.5	24.4			G2/5000
FVH	(80°-90°)	99.7	0.7			G1/100
BL	(0°-30°)	475.8	3.6	B1/500		
BM	(30°-60°)	2852.7	21.3	B3/5000		
BH	(60°-80°)	3271.5	24.4	B4/5000		G2/5000
BVH	(80°-90°)	99.7	0.7			G1/100
UL	(90°-100°)	0.0	0.0		U0/0	
UH	(100°-180°)	0.0	0.0		U0/0	

**BUG Rating: B4-U0-G2**

Type V Short





REPORT NUMBER: P867831

CATALOG NUMBER: MEM2-HTN-SA-100-730-U-5WQ

**CANDELA DISTRIBUTION (FULL):**

	0°	5°	15°	25°	35°	45°	55°	65°	75°	85°	90°
0°	884.6	884.6	884.6	884.6	884.6	884.6	884.6	884.6	884.6	884.6	884.6
2.5°	881.8	883.2	883.2	883.2	884.6	886.0	887.4	888.8	891.5	892.9	892.9
5°	886.0	884.6	883.2	886.0	886.0	886.0	887.4	888.8	888.8	888.8	890.2
7.5°	881.8	883.2	881.8	881.8	886.0	887.4	886.0	884.6	884.6	886.0	886.0
10°	897.1	895.7	894.3	894.3	898.5	899.9	898.5	897.1	897.1	899.9	899.9
12.5°	931.8	934.6	926.3	926.3	931.8	934.6	930.4	929.0	930.4	933.2	933.2
15°	986.0	984.6	979.0	973.5	979.0	983.2	977.6	974.9	976.3	983.2	977.6
17.5°	1045.7	1047.1	1041.5	1036.0	1040.1	1045.7	1037.4	1030.4	1031.8	1034.6	1031.8
20°	1112.3	1111.0	1109.6	1109.6	1117.9	1124.8	1112.3	1095.7	1091.5	1088.7	1088.7
22.5°	1161.0	1165.1	1166.5	1179.0	1198.4	1205.4	1188.7	1166.5	1149.8	1141.5	1136.0
25°	1237.3	1233.2	1230.4	1244.3	1273.4	1285.9	1265.1	1234.6	1217.9	1216.5	1220.7
27.5°	1306.8	1306.8	1312.3	1326.2	1354.0	1366.5	1348.4	1317.9	1309.5	1309.5	1305.4
30°	1397.0	1392.9	1398.4	1422.0	1442.9	1451.2	1435.9	1415.1	1408.1	1408.1	1401.2
32.5°	1502.6	1504.0	1512.3	1527.6	1548.4	1549.8	1544.2	1534.5	1530.3	1526.2	1533.1
35°	1663.7	1663.7	1660.9	1672.0	1677.5	1680.3	1683.1	1678.9	1678.9	1678.9	1673.4
37.5°	1863.6	1852.5	1851.1	1841.4	1834.5	1841.4	1853.9	1867.8	1878.9	1872.0	1869.2
40°	2062.2	2056.7	2040.0	2024.7	2019.2	2021.9	2037.2	2066.4	2078.9	2078.9	2090.0
42.5°	2276.1	2265.0	2244.1	2226.1	2210.8	2215.0	2228.9	2265.0	2292.7	2305.2	2299.7
45°	2467.7	2458.0	2437.2	2420.5	2409.4	2408.0	2426.1	2449.7	2487.2	2498.3	2506.6
47.5°	2631.6	2624.6	2606.6	2589.9	2594.1	2595.5	2601.0	2621.9	2652.4	2667.7	2666.3
50°	2764.9	2759.3	2742.7	2749.6	2760.7	2771.8	2764.9	2778.8	2798.2	2805.2	2810.7
52.5°	2887.1	2878.8	2867.7	2880.2	2909.3	2931.5	2935.7	2926.0	2931.5	2935.7	2931.5
55°	3007.9	2998.2	2995.4	3017.6	3062.1	3103.7	3099.6	3071.8	3064.9	3056.5	3052.4
57.5°	3106.5	3099.6	3110.7	3148.2	3234.3	3289.8	3271.8	3207.9	3180.1	3160.7	3155.1
60°	3169.0	3167.6	3192.6	3280.1	3410.6	3488.4	3459.3	3349.5	3287.1	3269.0	3260.7
62.5°	3202.3	3203.7	3248.2	3403.7	3612.0	3717.5	3666.2	3498.1	3400.9	3382.9	3385.7
65°	3232.9	3228.7	3287.1	3507.9	3830.0	3973.1	3903.6	3677.3	3535.6	3499.5	3499.5
67.5°	3255.1	3259.3	3346.8	3612.0	4042.5	4246.6	4145.3	3867.5	3680.1	3625.9	3619.0
70°	2974.6	3014.9	3288.4	3681.4	4210.5	4488.3	4355.0	3984.2	3685.6	3531.5	3516.2
72.5°	2259.4	2296.9	2888.5	3557.8	4296.6	4649.4	4432.7	3835.6	3349.5	3153.7	3095.4
75°	1490.1	1516.5	2152.5	3107.9	4057.8	4496.6	4037.0	3303.7	2637.1	2383.0	2398.3
77.5°	663.8	748.5	1372.0	2424.7	3342.6	3619.0	3078.7	2253.9	1610.9	1363.7	1337.3
80°	277.7	304.1	518.0	1292.9	1937.2	1853.9	1310.9	755.5	480.5	373.6	361.1
82.5°	80.5	83.3	102.8	223.6	394.4	463.8	279.1	141.6	134.7	106.9	98.6
85°	5.6	5.6	8.3	13.9	19.4	31.9	36.1	41.7	47.2	40.3	40.3
87.5°	2.8	2.8	2.8	4.2	4.2	5.6	4.2	4.2	4.2	4.2	4.2
90°	0.0	0.0	0.0	0.0	0.0	0.0	0.0	0.0	0.0	0.0	0.0

LM-79-2019: Approved Method: Electrical and Photometric Measurements of Solid-  
State Lighting Products

Report Prepared for

Cooper Lighting Solutions

Streetworks

Report Number: SP1-2407-157-4

Test Date: 08/07/2024

Luminaire Tested: MEM2-HTN-SA-30-730-U-5WQ-2

Data in this report applies to families of products including MEM2-HTN-SA-30-730-U-5WQ-2



**Test Information**

Test Method: LM-79-2019  
 Report Number: SP1-2407-157-4  
 Test Lab: COOPER LIGHTING SOLUTIONS  
 Photometer: SP1 - 76IN SPHERE  
 Measurement Geometry: 4π  
 Issue Date: 08/20/2024  
 Manufacturer: COOPER LIGHTING SOLUTIONS  
 Product Line: Streetworks  
 Catalog Number: **MEM2-HTN-SA-30-730-U-5WQ-2**  
 Description: Epic Modern Light Square 30W 5WQ Optic and Flare Trim

**Spectral Parameters**

CCT (K): 3057  
 CIE u': 0.2487  
 CIE v': 0.5199  
 Duv: -0.0002  
 CIE x: 0.4326  
 CIE y: 0.4020  
 CIE z: 0.1654  
 Peak Wavelength (nm): 593  
 Dominant Wavelength (nm): 582  
 Purity: 50.50735  
 Rf: 74.6  
 Rg: 94

CRI (Ra):	71.7		
R1:	68.1	R9:	-34.8
R2:	82.0	R10:	58.5
R3:	93.5	R11:	62.5
R4:	67.5	R12:	47.5
R5:	67.2	R13:	70.7
R6:	74.9	R14:	96.4
R7:	77.4	R15:	60.0
R8:	43.1		



**Test Conditions**

Stabilization Time: 21M  
 Operation Time: 1H 21M  
 Sphere Temperature (°C): 24.2

REPORT NUMBER: SP1-2407-157-4

Measurement and Test Equipment			
Instrument	Identification Number	Calibration Date	Calibration Due Date
Photometer	IN0058	6/18/2024	12/18/2024
Power Meter	INXT2011004	2/8/2024	2/8/2025
AC Power Source	IN0063	10/24/2023	10/24/2024
DC Power Source	IN0208	10/24/2023	10/24/2024
Sphere Thermometer	IN0085	10/24/2023	10/24/2024
Room Thermometer	IN0046	10/24/2023	10/24/2024

REPORT NUMBER: SP1-2407-157-4

CIE 1931 Chromaticity Diagram



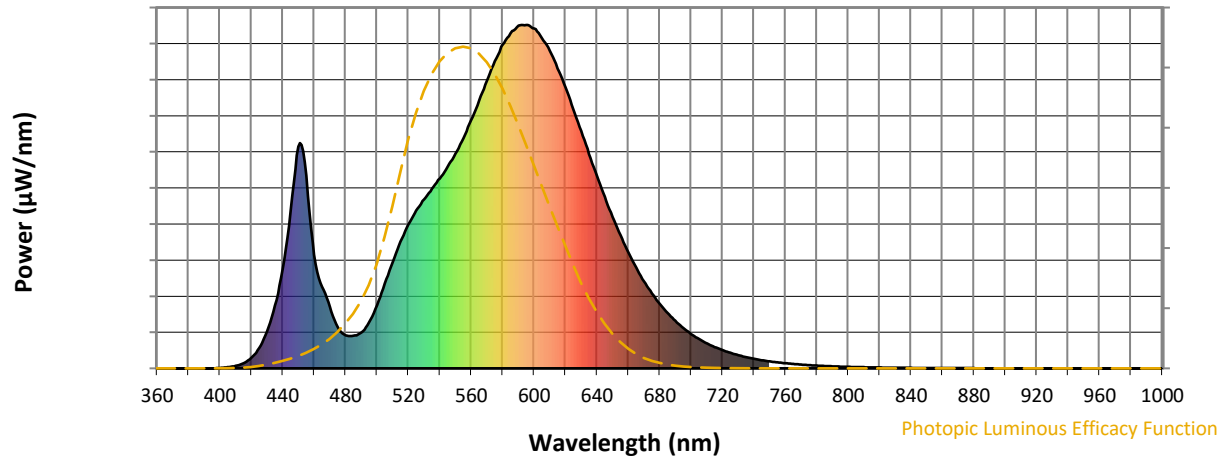
CIE 1931 Chromaticity Diagram with 2017 ANSI 7-Step and 4-Step Quadrangles



Point lies inside the ANSI 3000K 4-step quadrangle

REPORT NUMBER: SP1-2407-157-4

**Photopic Flux vs. Wavelength**

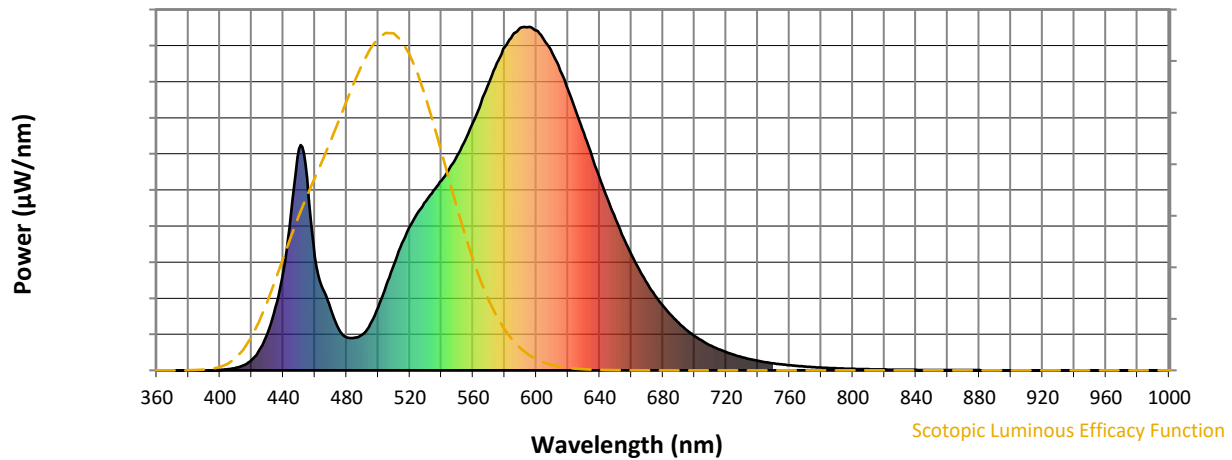


**Photopic Lumens: NR**

$\lambda$ (nm)	Power $W^{\wedge}/nm$	Lumens ( $\phi/nm$ )	$\lambda$ (nm)	Power $W^{\wedge}/nm$	Lumens ( $\phi/nm$ )	$\lambda$ (nm)	Power $W^{\wedge}/nm$	Lumens ( $\phi/nm$ )	$\lambda$ (nm)	Power $W^{\wedge}/nm$	Lumens ( $\phi/nm$ )	$\lambda$ (nm)	Power $W^{\wedge}/nm$	Lumens ( $\phi/nm$ )
360	0	NR	490	104	NR	620	818	NR	750	20	NR	880	1	NR
365	0	NR	495	135	NR	625	755	NR	755	17	NR	885	0	NR
370	0	NR	500	184	NR	630	691	NR	760	15	NR	890	0	NR
375	0	NR	505	247	NR	635	625	NR	765	13	NR	895	0	NR
380	0	NR	510	309	NR	640	561	NR	770	11	NR	900	0	NR
385	0	NR	515	369	NR	645	499	NR	775	9	NR	905	0	NR
390	0	NR	520	419	NR	650	441	NR	780	8	NR	910	0	NR
395	0	NR	525	460	NR	655	388	NR	785	7	NR	915	0	NR
400	1	NR	530	492	NR	660	338	NR	790	6	NR	920	0	NR
405	3	NR	535	524	NR	665	294	NR	795	5	NR	925	0	NR
410	7	NR	540	553	NR	670	253	NR	800	4	NR	930	0	NR
415	15	NR	545	588	NR	675	218	NR	805	4	NR	935	0	NR
420	31	NR	550	625	NR	680	188	NR	810	3	NR	940	0	NR
425	60	NR	555	670	NR	685	161	NR	815	3	NR	945	0	NR
430	107	NR	560	723	NR	690	139	NR	820	3	NR	950	0	NR
435	183	NR	565	780	NR	695	118	NR	825	2	NR	955	0	NR
440	289	NR	570	837	NR	700	100	NR	830	2	NR	960	0	NR
445	460	NR	575	894	NR	705	85	NR	835	2	NR	965	0	NR
450	646	NR	580	942	NR	710	73	NR	840	1	NR	970	0	NR
455	561	NR	585	976	NR	715	62	NR	845	1	NR	975	0	NR
460	331	NR	590	998	NR	720	53	NR	850	1	NR	980	0	NR
465	238	NR	595	1000	NR	725	45	NR	855	1	NR	985	0	NR
470	178	NR	600	990	NR	730	39	NR	860	1	NR	990	0	NR
475	120	NR	605	962	NR	735	33	NR	865	1	NR	995	0	NR
480	96	NR	610	925	NR	740	28	NR	870	1	NR	1000	0	NR
485	95	NR	615	873	NR	745	24	NR	875	1	NR			

REPORT NUMBER: SP1-2407-157-4

**Scotopic Flux vs. Wavelength**



**Scotopic Lumens: NR**

**S/P: 1.23**

$\lambda$ (nm)	Power W <sup>^</sup> /nm	Lumens ( $\phi$ /nm)	$\lambda$ (nm)	Power W <sup>^</sup> /nm	Lumens ( $\phi$ /nm)	$\lambda$ (nm)	Power W <sup>^</sup> /nm	Lumens ( $\phi$ /nm)	$\lambda$ (nm)	Power W <sup>^</sup> /nm	Lumens ( $\phi$ /nm)	$\lambda$ (nm)	Power W <sup>^</sup> /nm	Lumens ( $\phi$ /nm)
360	0	NR	490	104	NR	620	818	NR	750	20	NR	880	1	NR
365	0	NR	495	135	NR	625	755	NR	755	17	NR	885	0	NR
370	0	NR	500	184	NR	630	691	NR	760	15	NR	890	0	NR
375	0	NR	505	247	NR	635	625	NR	765	13	NR	895	0	NR
380	0	NR	510	309	NR	640	561	NR	770	11	NR	900	0	NR
385	0	NR	515	369	NR	645	499	NR	775	9	NR	905	0	NR
390	0	NR	520	419	NR	650	441	NR	780	8	NR	910	0	NR
395	0	NR	525	460	NR	655	388	NR	785	7	NR	915	0	NR
400	1	NR	530	492	NR	660	338	NR	790	6	NR	920	0	NR
405	3	NR	535	524	NR	665	294	NR	795	5	NR	925	0	NR
410	7	NR	540	553	NR	670	253	NR	800	4	NR	930	0	NR
415	15	NR	545	588	NR	675	218	NR	805	4	NR	935	0	NR
420	31	NR	550	625	NR	680	188	NR	810	3	NR	940	0	NR
425	60	NR	555	670	NR	685	161	NR	815	3	NR	945	0	NR
430	107	NR	560	723	NR	690	139	NR	820	3	NR	950	0	NR
435	183	NR	565	780	NR	695	118	NR	825	2	NR	955	0	NR
440	289	NR	570	837	NR	700	100	NR	830	2	NR	960	0	NR
445	460	NR	575	894	NR	705	85	NR	835	2	NR	965	0	NR
450	646	NR	580	942	NR	710	73	NR	840	1	NR	970	0	NR
455	561	NR	585	976	NR	715	62	NR	845	1	NR	975	0	NR
460	331	NR	590	998	NR	720	53	NR	850	1	NR	980	0	NR
465	238	NR	595	1000	NR	725	45	NR	855	1	NR	985	0	NR
470	178	NR	600	990	NR	730	39	NR	860	1	NR	990	0	NR
475	120	NR	605	962	NR	735	33	NR	865	1	NR	995	0	NR
480	96	NR	610	925	NR	740	28	NR	870	1	NR	1000	0	NR
485	95	NR	615	873	NR	745	24	NR	875	1	NR			

REPORT NUMBER: SP1-2407-157-4

**Melanopic Flux vs. Wavelength**



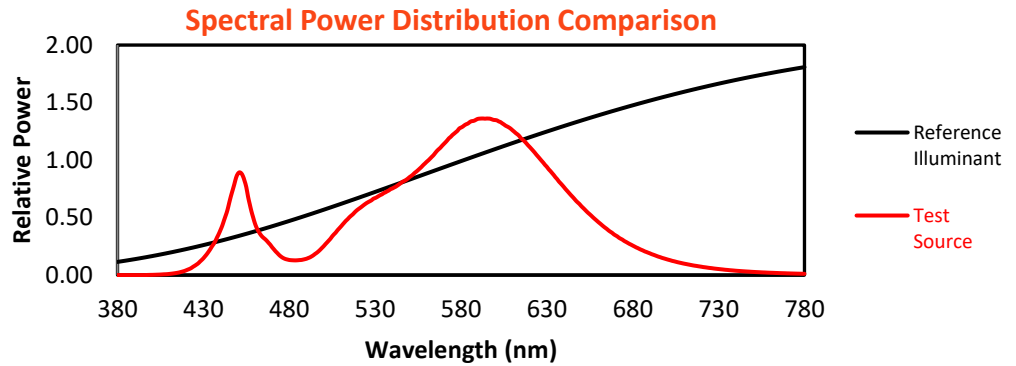
**Melanopic Lumens: NR**

**M/P: 2.27**

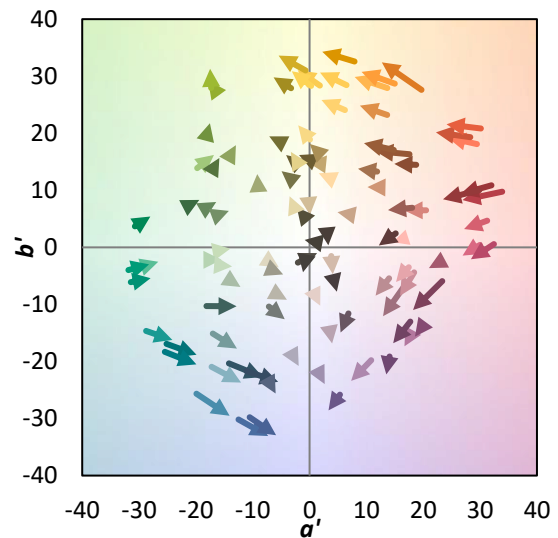
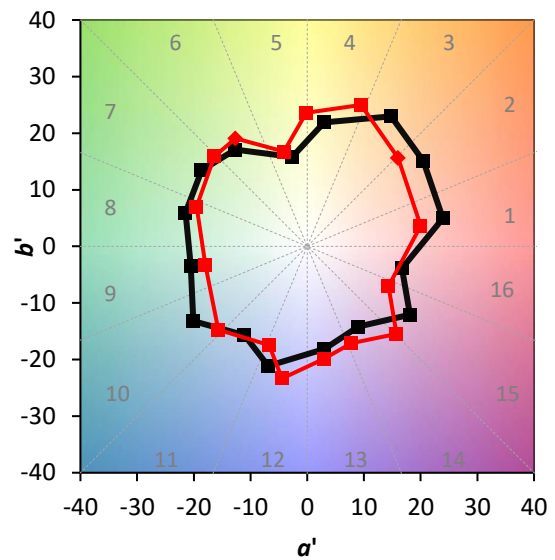
λ (nm)	Power W <sup>^</sup> /nm	Lumens (φ/nm)	λ (nm)	Power W <sup>^</sup> /nm	Lumens (φ/nm)	λ (nm)	Power W <sup>^</sup> /nm	Lumens (φ/nm)	λ (nm)	Power W <sup>^</sup> /nm	Lumens (φ/nm)	λ (nm)	Power W <sup>^</sup> /nm	Lumens (φ/nm)
360	0	NR	490	104	NR	620	818	NR	750	20	NR	880	1	NR
365	0	NR	495	135	NR	625	755	NR	755	17	NR	885	0	NR
370	0	NR	500	184	NR	630	691	NR	760	15	NR	890	0	NR
375	0	NR	505	247	NR	635	625	NR	765	13	NR	895	0	NR
380	0	NR	510	309	NR	640	561	NR	770	11	NR	900	0	NR
385	0	NR	515	369	NR	645	499	NR	775	9	NR	905	0	NR
390	0	NR	520	419	NR	650	441	NR	780	8	NR	910	0	NR
395	0	NR	525	460	NR	655	388	NR	785	7	NR	915	0	NR
400	1	NR	530	492	NR	660	338	NR	790	6	NR	920	0	NR
405	3	NR	535	524	NR	665	294	NR	795	5	NR	925	0	NR
410	7	NR	540	553	NR	670	253	NR	800	4	NR	930	0	NR
415	15	NR	545	588	NR	675	218	NR	805	4	NR	935	0	NR
420	31	NR	550	625	NR	680	188	NR	810	3	NR	940	0	NR
425	60	NR	555	670	NR	685	161	NR	815	3	NR	945	0	NR
430	107	NR	560	723	NR	690	139	NR	820	3	NR	950	0	NR
435	183	NR	565	780	NR	695	118	NR	825	2	NR	955	0	NR
440	289	NR	570	837	NR	700	100	NR	830	2	NR	960	0	NR
445	460	NR	575	894	NR	705	85	NR	835	2	NR	965	0	NR
450	646	NR	580	942	NR	710	73	NR	840	1	NR	970	0	NR
455	561	NR	585	976	NR	715	62	NR	845	1	NR	975	0	NR
460	331	NR	590	998	NR	720	53	NR	850	1	NR	980	0	NR
465	238	NR	595	1000	NR	725	45	NR	855	1	NR	985	0	NR
470	178	NR	600	990	NR	730	39	NR	860	1	NR	990	0	NR
475	120	NR	605	962	NR	735	33	NR	865	1	NR	995	0	NR
480	96	NR	610	925	NR	740	28	NR	870	1	NR	1000	0	NR
485	95	NR	615	873	NR	745	24	NR	875	1	NR			

**Summary**

$R_f = 74.6$   
 $R_g = 94$   
 $CIE R_a = 71.7$   
 $R_9 = -34.8$

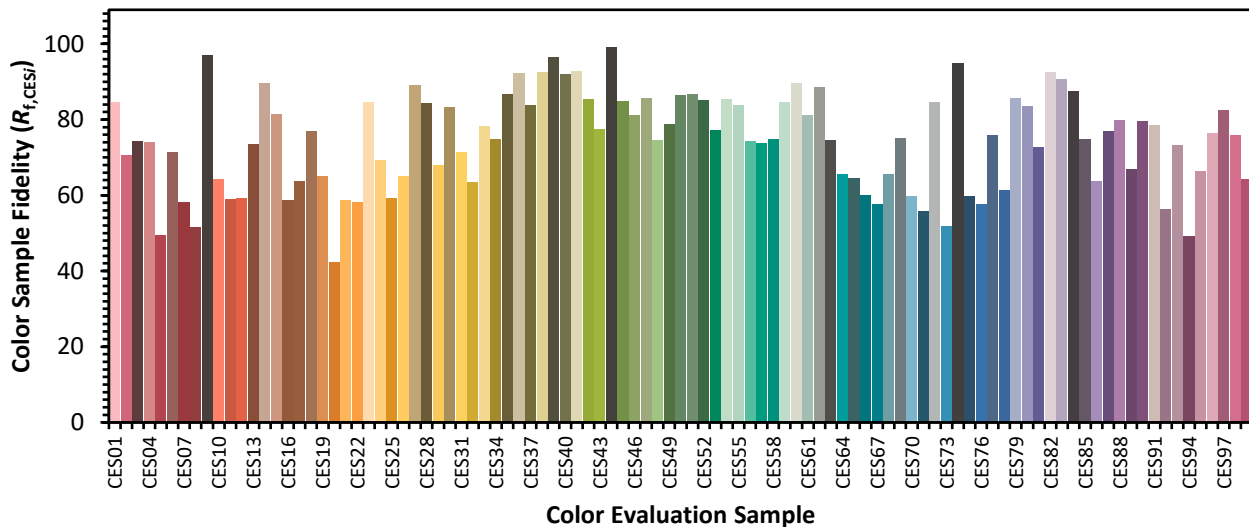


**Color Vector Graphics**



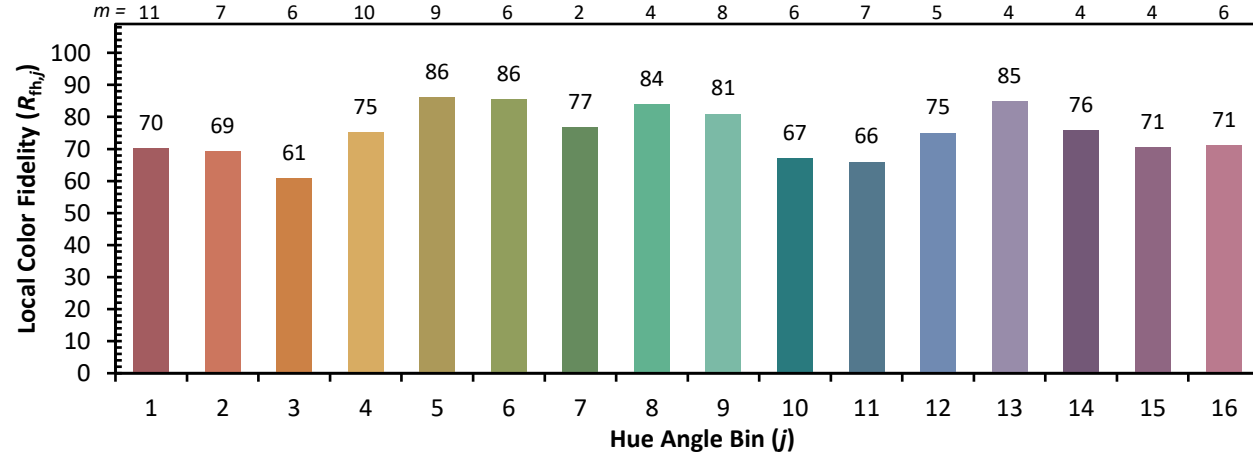
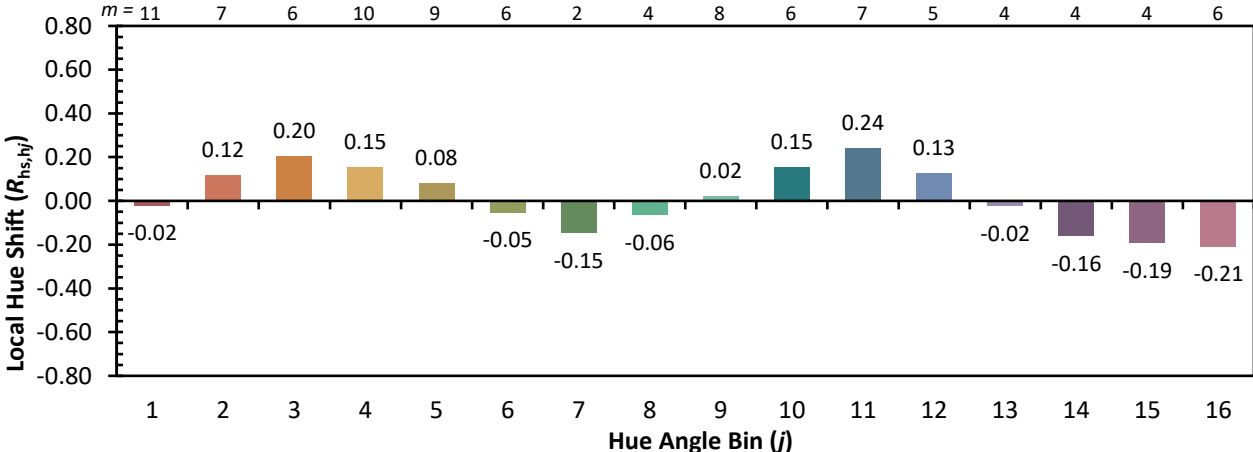
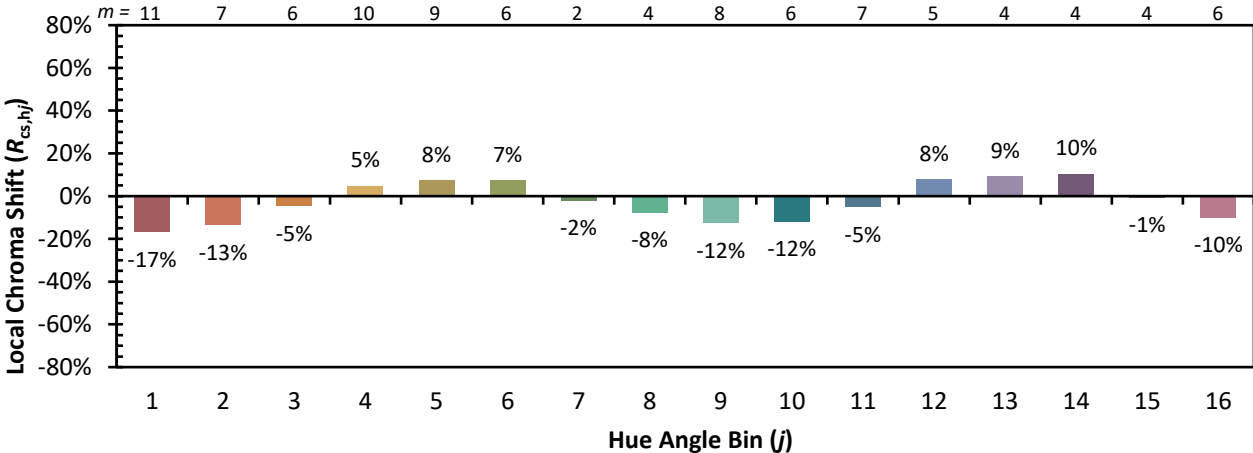
**Individual Sample Fidelity Index ( $R_{f,i}$ )**

CES01 = 86	CES26 = 65	CES51 = 87	CES76 = 58
CES02 = 62	CES27 = 89	CES52 = 85	CES77 = 76
CES03 = 31	CES28 = 84	CES53 = 77	CES78 = 61
CES04 = 71	CES29 = 68	CES54 = 85	CES79 = 86
CES05 = 49	CES30 = 83	CES55 = 84	CES80 = 83
CES06 = 51	CES31 = 71	CES56 = 74	CES81 = 73
CES07 = 41	CES32 = 64	CES57 = 74	CES82 = 93
CES08 = 40	CES33 = 78	CES58 = 75	CES83 = 91
CES09 = 29	CES34 = 75	CES59 = 85	CES84 = 88
CES10 = 76	CES35 = 87	CES60 = 90	CES85 = 75
CES11 = 59	CES36 = 92	CES61 = 81	CES86 = 64
CES12 = 65	CES37 = 84	CES62 = 89	CES87 = 77
CES13 = 43	CES38 = 92	CES63 = 75	CES88 = 80
CES14 = 74	CES39 = 96	CES64 = 65	CES89 = 67
CES15 = 71	CES40 = 92	CES65 = 64	CES90 = 80
CES16 = 47	CES41 = 93	CES66 = 60	CES91 = 78
CES17 = 50	CES42 = 86	CES67 = 58	CES92 = 56
CES18 = 56	CES43 = 77	CES68 = 66	CES93 = 73
CES19 = 73	CES44 = 99	CES69 = 75	CES94 = 49
CES20 = 66	CES45 = 85	CES70 = 60	CES95 = 66
CES21 = 87	CES46 = 81	CES71 = 56	CES96 = 76
CES22 = 79	CES47 = 86	CES72 = 85	CES97 = 82
CES23 = 92	CES48 = 75	CES73 = 52	CES98 = 76
CES24 = 91	CES49 = 79	CES74 = 95	CES99 = 64
CES25 = 73	CES50 = 86	CES75 = 60	

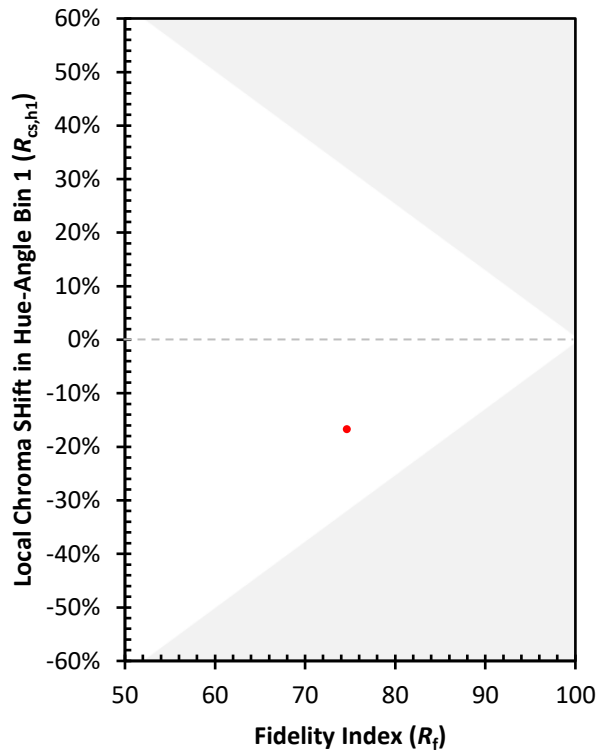
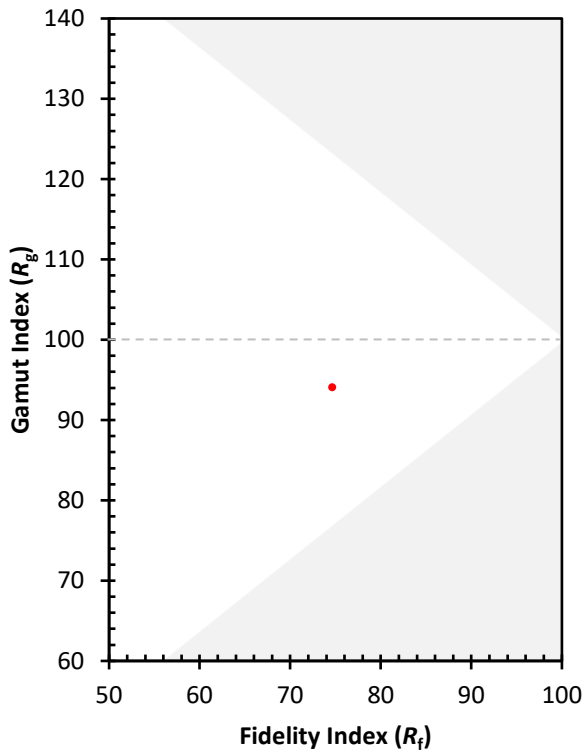




Color Rendition by Hue-Angle Bin



Measure Comparisons



(END OF REPORT)